

Pre-K Press

February 2023

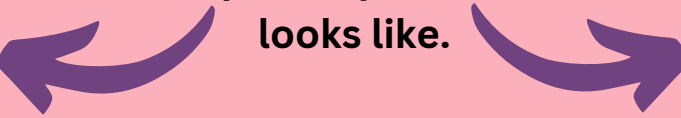


Cultivate a Culture of Kindness

We know **kindness** is something we need to continue to model and teach our students... *especially in this day and age*. How about turning your students into published authors to cultivate that kindness culture in your classroom? Visit **Studenttreasures Publishing** to see how you can create *and publish* a FREE classroom book! This will become a class treasure that students will **love** reading over and over in the Library Center! **Families will have the option to order a copy for their child to keep, as well.*



Check out these sample books to see what a completed publication looks like.



Acts of Kindness Calendar

In creating a culture of kindness, help students understand that even the small things matter. Use a kindness calendar to motivate and spark ideas and to show them what kindness looks like in our every-day lives. This **calendar** is an example of simple ideas/prompts to complete each day. You can go in order, jump around and mark it like a bingo board - whatever makes your class excited to practice kindness!




ACTS OF KINDNESS CALENDAR				
MAKE SOMEONE SMILE!				
1 Let a friend go first	2 Say something nice to someone	3 Play with someone new	4 Clean up without being asked	5 Give a hug
6 Hold the door for someone	7 SHARE	8 Smile at someone	9 Give someone a flower	10 Make a handmade gift
11 Say I love you	12 Color a picture for someone	13 Tell someone they did a good job	14 Help a friend	15 Clean your room
16 Say thank you	17 GIVE A THANK YOU NOTE	18 Say hello to someone	19 Let a friend choose first	20 Give someone a compliment
21 Ask your teacher how you can help	22 Give a high five	23 Draw a picture for someone	24 Play with someone new	25 TELL SOMEONE WHY YOU LOVE THEM

2022 Texas Pre-K Guidelines

The new 2022 TPGs are available! There are multiple ways to access them:

- TPG Comprehensive PK3 & PK4 (English)
- TPG Comprehensive PK3 & PK4 (Spanish)
- PK4 Streamlined
- PK3 Streamlined
- PK4 Side-by-Side Comparison
- PK3 Side-by-Side Comparison

Trainings coming this summer!



DAP CENTRAL

DEVELOPMENTALLY APPROPRIATE PRACTICES

Discovery Bin

Valentine Discovery/Sensory Bin

Discovery/Sensory bins are amazing for hands-on, developmentally appropriate learning! Fill your tub with colored rice, colored salt, or decorative crinkly paper as the base. Add items like heart-shaped erasers, buttons, foam cut-outs, etc.

Include scoops, measuring spoons & cups, pipe cleaners, pom-poms, etc., and let them start discovering!



Letter Knowledge

Letter Name/Beginning Sound Match

Practice naming and matching upper- and lower-case letters by printing and cutting out these "broken" hearts. Second option is matching the letter sound to the beginning sound of a picture/word. Have children name the picture, name the beginning sound, and find the letter that makes that sound. **Remember to only provide 2 - 3 hearts at a time to not overwhelm students with too many options.*



Art & Science

Fizzy Baking Soda Hearts

This activity requires a little prep (which students can help with) and a few materials, but it will encourage wonder, thinking, questioning, and patience! It will also help with fine motor skills through use of basters and/or large droppers. Be sure to include the important part of asking for predictions, writing them down, and discussing and documenting results!

Check it out at the [sugarspiceandglitter website!](http://sugarspiceandglitter.com)



Math

Counting Hearts

Practice number recognition, counting sets, quantities, cardinality, and more with this activity! Print the heart-shaped number cards, add colored chenille stems, colored pony beads, and watch the math happen while children practice both math skills and important fine motor skills in preparation for writing.

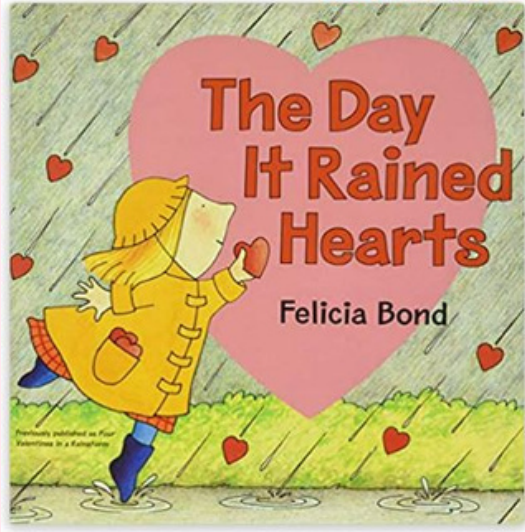


Click for printable activity!



XOXO


PRE-K BOOK NOOK



The Day It Rained Hearts


One day it rains hearts, and Cornelia Augusta catches them. She realizes that the hearts are perfect for making valentines. Each heart is special in its own way, and Cornelia Augusta knows exactly who to send them to: her animal friends.

A fun way to spark creativity and thoughtfulness!



If You'll Be My Valentine

What kind of valentine would you send to a puppy or a kitten or your mother or big brother? Enjoy and be inspired by a young boy's special way of making cards that no loved one can resist! Charming prose and captivatingly sweet art create an adorable tableau of loving wishes from one little boy to all the members of his family.



Click, Clack, Moo, I Love You!


Little Duck is wildly excited. She hangs balloons, streamers, sparkling lights, and hearts everywhere, and hand-makes a valentine for everyone. On top of a hill, a little fox hears the music from the party and follows Little Duck's many decorations to the barn...but foxes are not at all welcome on farms. The chickens stop dancing. The sheep stop dancing. The pigs stop dancing. The mice hustle off to hide. Will Little Fox ruin the dance? Or, perhaps, she's just what the party needs!



PRE-K BOOK NOOK


In My Heart

Our hearts can feel so many feelings! Some make us feel as light as a balloon, others as heavy as an elephant. In My Heart explores a full range of emotions, describing how they feel physically, inside, with language that is lyrical but also direct to empower readers to practice articulating and identifying their own emotions. With whimsical illustrations and an irresistible die-cut heart that extends through each spread, this gorgeously packaged and unique feelings book is sure to become a storytime and bedtime favorite.



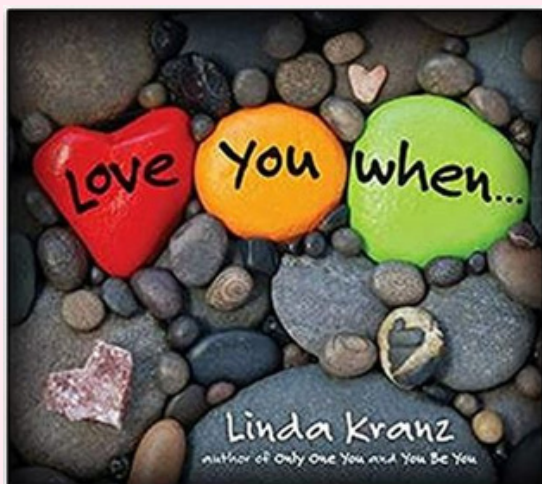
Love Monster and the Last Chocolate

When Love Monster comes home from vacation, he discovers a box of chocolates on his doorstep. He knows he should share it with his friends, but what if there's none left for him after everyone has a piece? What if they take his favorite—the double chocolate strawberry swirl? And even worse—what if the only piece left is the coffee-flavored one? Ick! In the end, Love Monster learns that sharing with friends is the sweetest treat of all.



Love You When

Reassuring a child that they are indeed thought of throughout the course of a busy day, Love You When reminds us that those we love are always with us. During the course of each day, something sparks a thought or memory, and a loved one comes to mind. Perhaps it's a sound, a fragrance, or something that catches our eye; when this happens we can't help but pause for a moment and smile.



TECH FOR TOTS

Name in Hearts

Children **love** their name! It's their favorite word, and it's often the first word they learn to read and write. We know that tracing names on a worksheet is not developmentally appropriate for helping students write their name, and we're always looking for technology ideas. (Remember, at this age, students need to be **creators** rather than **consumers!**) So, how about having them create their name on hearts?



CLICK HERE

Carey Peacock

Student Instructions

Name in Hearts

Create your name in hearts!
Count how many letters you have in your name.
Drag a heart to the middle of the page.
Use the Δ to write one letter of your name in each heart.
Tap the to record yourself saying each letter of your name and then tell us your name.
Tap the when you are finished.

▶ Play Instructions (0:28)


After opening the activity above, save it to your Seesaw library. Use my recorded instructions or record your own. Assign it to your students.

If you need help, give me a call, and I'll add you to my Seesaw class!



Here's a helpful tool: **Seesaw Icon Shortcuts!** This comes in **super** handy when typing up instructions for students because the icons allow them to "read" instructions and discover even more independence when completing tasks.

Seesaw Icon Shortcuts					
Use these shortcuts in the "Student Instructions" portion of Activities. Type in the text shortcut and it will transform into the icon after you choose save!					
Icon	Text Shortcut	Icon	Text Shortcut	Icon	Text Shortcut
	:seesaw:		:label:		:move:
	:add:		:mic:		:pencil:
	:photo:		:3dots:		:pen:
	:video:		:background:		:highlighter:
	:drawing:		:shapes:		:glowpen:




ESC 15 ECE TEAM




Carey Peacock

Early Childhood Specialist
Texas Home Learning Pre-K Coordinator
carey.peacock@esc15.net
325-481-4046

CHECK
it
OUT



The 2022 Texas
Pre-K Guidelines
have been
released!



AJ Braden

Texas School Ready Coordinator
(Child Care and Head Start)
amanda.braden@esc15.net
325-481-4080