



# Pre-K Press

## October 2023



### Pre-K Interim Progress Report

You asked (lots of times), and it is finally here!



Many districts require Pre-K to produce a "report card" every 6 or 9 weeks in order to send home "grades" along with the other grade levels. While your BOY, MOY, and EOY assessments are adequate for Pre-K, I wanted to provide ECE teachers a tool that assesses our youngest scholars appropriately and is tightly aligned to the 2022 Texas Pre-K Guidelines (TPGs). This progress report breaks down the skills and provides the TPG correlation for both PK3 and PK4. My hope is that you find this to be a useful tool to support your formal assessments, continue to monitor growth through the year, and ensure children are being assessed appropriately and with fidelity.

If you have any questions/concerns, or if you have items you feel need to be included in this Progress Report, please contact me! I want to make this Progress Report a tool you like and will put to use (if required by your district).

Click the thumbnail to access your copy!




### BOY Assessments

Just a quick reminder: **TEA** requires *all Pre-K students* to be assessed within the **first 60 days of school** under the **FIVE** required domains. Here is how **TEA's 5 Domains** correlate to **CIRCLE Progress Monitoring**:

- Emergent Literacy: Language & Communication = Rapid Vocabulary
- Emergent Literacy: Reading = Rapid Letter Naming
- Emergent Literacy: Writing = Early Writing Skills Checklist
- Mathematics = All 7 core measures within Mathematics
- Health & Wellness = All measures within the Social & Emotional Checklist



\*It is **highly recommended** that children are assessed on on Phonological Awareness skills for better data-driven instruction. Both the core and optional sections should be included. Phonological Awareness **IS** the biggest indicator of reading success! :)




# DAP CENTRAL

## DEVELOPMENTALLY APPROPRIATE PRACTICES

### Letter Knowledge AND Sensory Bin

Throw in all things orange, purple, black, white, puffy, squishy, silly, and shiny. Add some critters with letters attached, and what do you get? A spooky-fun **sensory bin** erupting with **letter knowledge** practice! This Region 15 teacher attached letters to bears for children to dig for, find, and match to the correct letter of the alphabet on these easily-created ABC sentence strips. You could substitute plastic letters or write on the back of pumpkin erasers or cut-outs... The possibilities are endless!



Credit: Sharon Gotcher, Sterling City ISD



### Math



How many hairs does Frankie have? Depends on the number you pull! Paint toilet paper rolls green & black and add a freaky Frankenstein face. Children pull a card, name the numeral, and add the correct amount of "hairs" (straws, pipe cleaners, etc.) to Frankie. Switch it up by having each Frankenstein set up with "hairs" in place, and have children count the "hairs" and match the correct numeral card.

Keep it fresh by having children roll a die, count the dots, and place the correct amount of "hairs" in the tube.



Credit: Michelle Bogs-Kime, Early-Redwine Child Care Center



### Fine Motor



Handwriting begins by working those fine motor skills. Pinching and grabbing spooky spiders from their web is a perfect way to do that! Start with a basket or an empty plastic container (cut slits along the top of the container). Add twine, ribbon, or pipe cleaners to create a web, and drop your spiders in! Have students use plastic tweezers, mini tongs, etc. to grab the spiders. Children can also count, sort, and graph the spiders they pull from the "webs." Make it a game! Set a timer to see how many spiders they can grab before time is up! 🕷️🕷️🕷️🕷️





# PRE-K BOOK NOOK

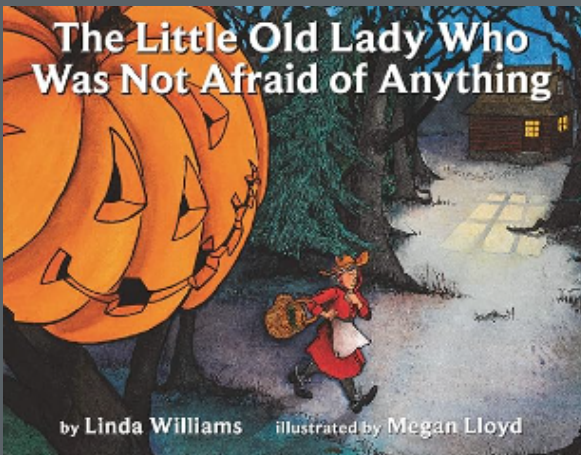


## Go Away, Big Green Monster!

As kids turn the die-cut pages of this vibrantly illustrated book, they'll watch the Big Green Monster grow before their very eyes. Then, when they're ready to show him who's in charge, they'll turn the remaining pages and watch him disappear!

*This was a favorite of mine! After reading, we would do torn-paper art where children would tear out each piece of Monster and put him back together after we made him go away. This is all about **process** and creativity because no two will look alike! And the fine motor skills required... **Yes, please!***

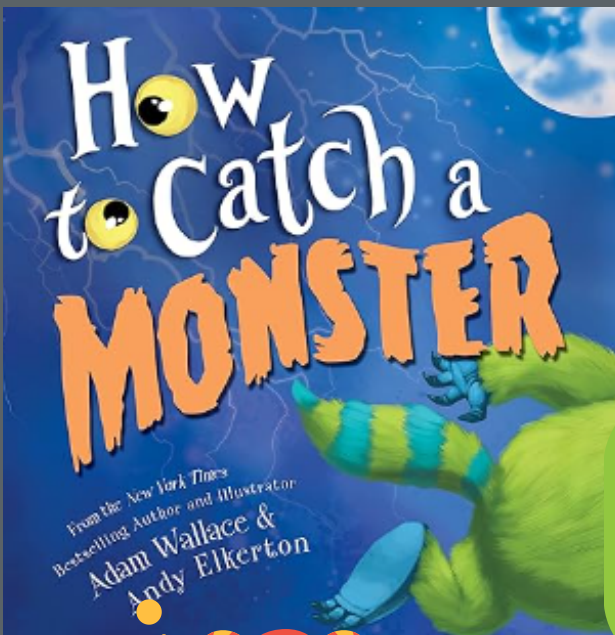
## The Little Old Lady Who Was Not Afraid of Anything



## The Little Old Lady Who Was Not Afraid of Anything

Once upon a time, there was a little old lady who was not afraid of anything! But one autumn night, while walking in the woods, the little old lady heard . . . clomp, clomp, shake, shake, clap, clap. And the little old lady who was not afraid of anything had the scare of her life! This story is perfect for reading aloud as children act out each spooky action!

## How to Catch a Monster



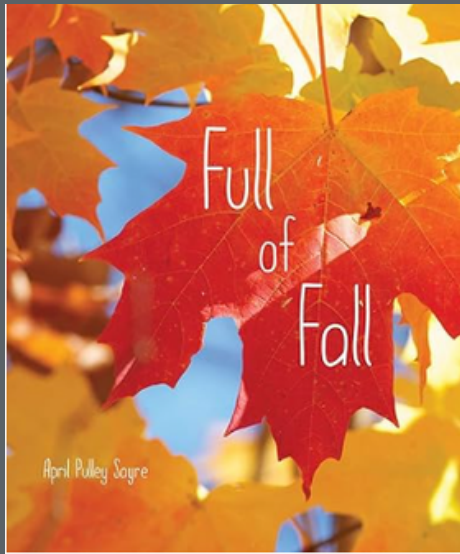
## How to Catch a Monster

Get ready to laugh along in this fun children's monster book as a brave young ninja heads into the closet to meet the monster that's been so scary night after night! But what if our monster isn't scary at all? Maybe our hero is about to make a friend of the strangest sort...

*This book lends itself easily to STEAM! Write a plan for creating a trap during whole group - including a possible list of items needed. Provide the tools and items, and let the children create their own traps. Working alone, with a partner, or as a group, you can tailor this to meet your needs. Have students explain how their traps will work. Don't forget to test the traps!*

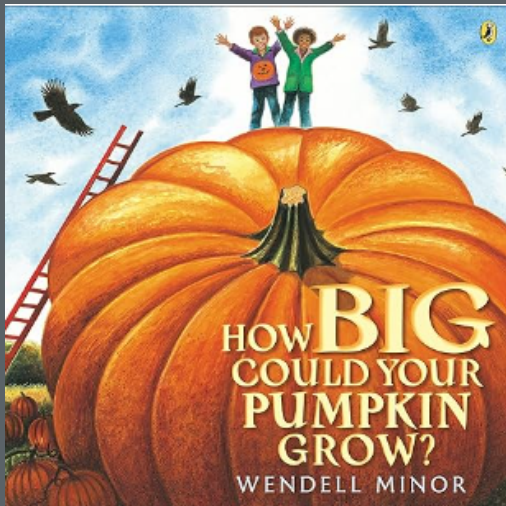


# PRE-K BOOK NOOK




## Full of Fall

With gorgeous photo illustrations, award-winning author April Pulley Sayre explores the transformation trees undergo in fall. The book takes readers through the leaves' initial change from green to red, yellow, and orange, the shedding of the leaves, and the leaves crumbling as winter approaches. Extensive back matter explains the science behind this process to the youngest of budding scientists.



## How BIG Could Your Pumpkin Grow?

Every year, giant pumpkin contests take place at fairs across the country. The latest craze is to carve the most enormous pumpkins into racing boats. But what's next? Why not think really big? Wendell Minor does just that as he imagines larger-than-life pumpkins decorating some of America's favorite places. This celebration of famous landmarks and landscapes plays with concepts of size and scale and is full of fun facts and fabulous vocabulary.



## Pumpkin Jack

The first pumpkin Tim ever carved was fierce and funny, and he named it Jack. When Halloween was over and the pumpkin was beginning to rot, Tim set it out in the garden and throughout the weeks he watched it change. By spring, a plant began to grow! Will Hubbell's gentle story and beautifully detailed illustrations give an intimate look at the cycle of life.

[WATCH VIDEO](#)





# ESC 15 ECE TEAM



Carey Peacock

Early Childhood Specialist  
Texas Home Learning Pre-K Coordinator  
carey.peacock@esc15.net  
325-481-4046



AJ Braden

Texas School Ready Coordinator  
(Child Care and Head Start)  
amanda.braden@esc15.net  
325-481-4080



HAPPY BIRTHDAY, AJ!  
(Oct. 14th)



Valerie Moos

Special Education Specialist: ECSE,  
Transition, & Inclusion  
valerie.moos@esc15.net  
325-481-4053



**Reminder:**

The 2022 Texas Pre-K Guidelines are now in effect! You can download and print your copy from the **Early Childhood Page** on our ESC 15 website.

